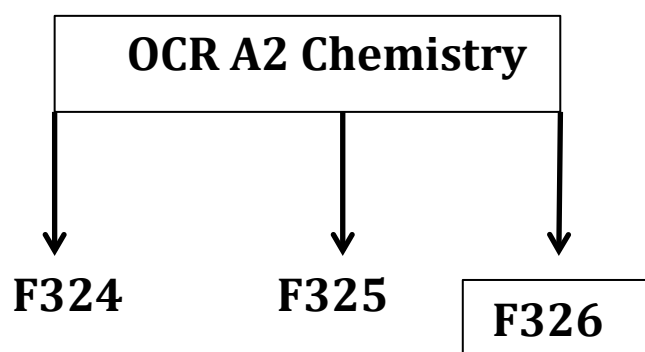


## OCR Advanced GCE Chemistry A (H434)

### F326: Practical Skills in Chemistry 2



Dr. Faisal Rana  
Landline: 02076031928  
Mobile: 07783919244  
[www.biochemtuition.com](http://www.biochemtuition.com)  
faisal.rana@me.com

Unit F326: <i>Practical Skills in Chemistry 2</i>		Paper code: F326																																	
1. Exam paper- Unit F326: Practical skills in Chemistry 2 Internal assessment		10 % of Advanced GCE Chemistry																																	
<p style="text-align: center;"><b>Overview of content</b></p> <ol style="list-style-type: none"> <li>Module 1: Qualitative task [10 marks]</li> <li>Module 2: Quantitative task [15 marks]</li> <li>Module 3: Evaluative task [15 marks]</li> </ol>																																			
<p style="text-align: center;"><b>Overview of assessment</b></p> <ol style="list-style-type: none"> <li>The qualitative, quantitative and evaluative tasks are assessed internally under controlled conditions.</li> <li>The total number of marks is 40.</li> <li>Grades A*–E are available.</li> <li>Grades assessment by year:</li> </ol> <table border="1"> <thead> <tr> <th>Year</th><th>Raw Marks to 90 % UMS - A*</th><th>Raw Marks to 80 % UMS grade 'A'</th></tr> </thead> <tbody> <tr> <td>Jan 2010</td><td>-</td><td>-</td></tr> <tr> <td>Jun 2010</td><td><b>37</b></td><td><b>34</b></td></tr> <tr> <td>Jan 2011</td><td>-</td><td>-</td></tr> <tr> <td>Jun 2011</td><td>37</td><td>35</td></tr> <tr> <td>Jan 2012</td><td>-</td><td>-</td></tr> <tr> <td>Jun 2012</td><td>38</td><td>36</td></tr> <tr> <td>Jan 2013</td><td>-</td><td>-</td></tr> <tr> <td>Jun 2013</td><td>37</td><td>35</td></tr> <tr> <td>Jun 2014</td><td>38</td><td>36</td></tr> <tr> <td>Jun 2015</td><td>?</td><td>?</td></tr> </tbody> </table>			Year	Raw Marks to 90 % UMS - A*	Raw Marks to 80 % UMS grade 'A'	Jan 2010	-	-	Jun 2010	<b>37</b>	<b>34</b>	Jan 2011	-	-	Jun 2011	37	35	Jan 2012	-	-	Jun 2012	38	36	Jan 2013	-	-	Jun 2013	37	35	Jun 2014	38	36	Jun 2015	?	?
Year	Raw Marks to 90 % UMS - A*	Raw Marks to 80 % UMS grade 'A'																																	
Jan 2010	-	-																																	
Jun 2010	<b>37</b>	<b>34</b>																																	
Jan 2011	-	-																																	
Jun 2011	37	35																																	
Jan 2012	-	-																																	
Jun 2012	38	36																																	
Jan 2013	-	-																																	
Jun 2013	37	35																																	
Jun 2014	38	36																																	
Jun 2015	?	?																																	

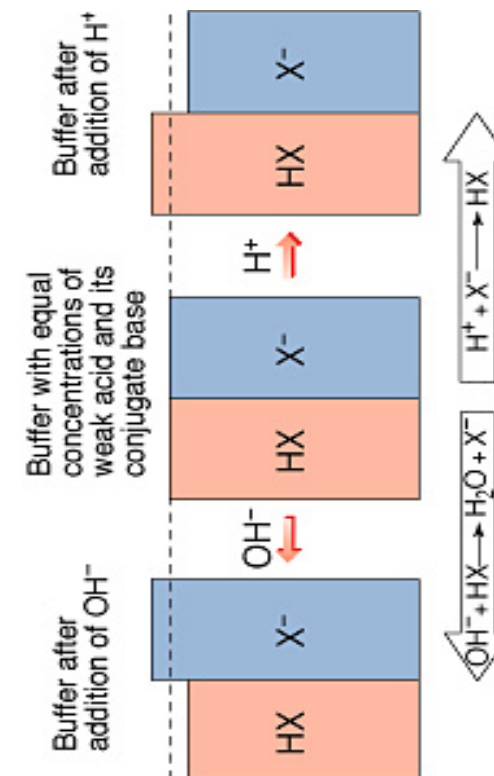
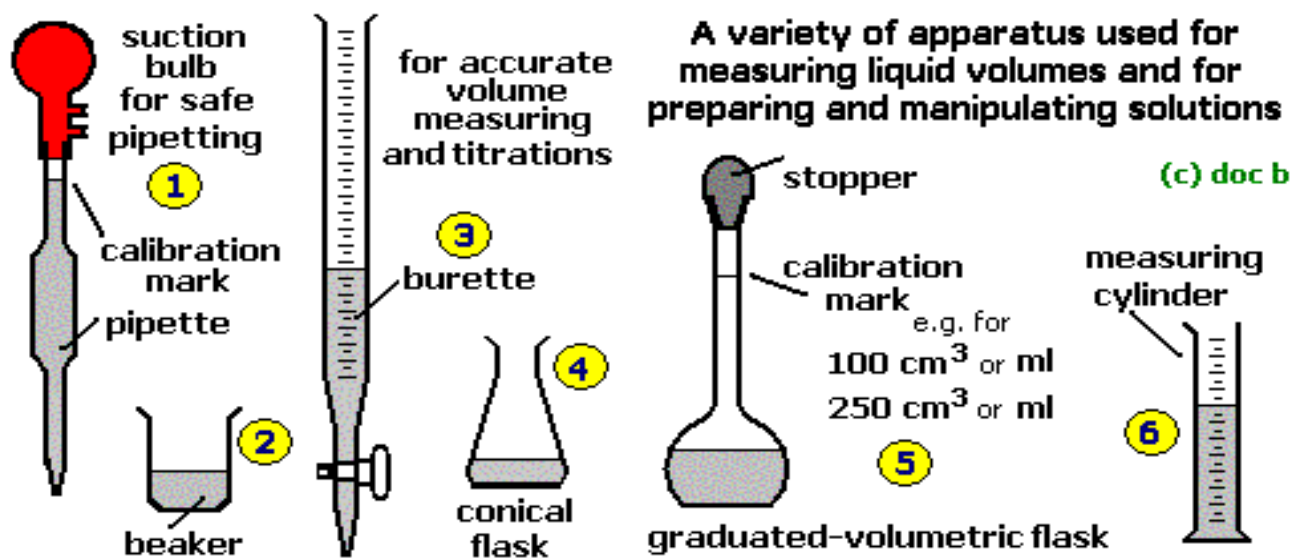
## OCR Advanced GCE Chemistry A

A2 unit F326: *Practical Skills in Chemistry 2*

## Qualitative Task

## Quantitative Task

## Evaluative Task



## Overview of F326: *Practical skills in Chemistry 2*

### What are practical skills?

- There is the formal internal assessment of your practical work in A2 year, entitled *Practical Skills in Chemistry 2* (unit code F326).
- You will need to carry out three different types of task set by OCR.

### How much is the formal internal assessment of your practical skills worth?

- The F326 unit is worth 40 marks, which is 10% of your entire A level course.
- Your school will supply OCR with a single mark out of 40.

### Who does the marking and when?

- Your teacher will mark your practical skills tasks as you do them throughout the course, using a mark scheme provided by OCR.
- Within each teaching centre marks will be internally moderated by your teacher(s).
- The marking will be checked by OCR moderators. Marks can be changed to bring the marks of your school or college into line with those from other teaching centres.

### What proportion of the formal assessment will be done in lessons?

- All the tasks will be carried out under supervision during lesson time.
- Your teacher must be able to say that the work is yours.
- Both you and your teacher will have to sign documents to this effect.

### What tasks do I have to do for *F326: Practical skills in chemistry 2*?

- A **qualitative** task worth 10 marks
- A **quantitative** task worth 15 marks
- An **evaluative** task worth 15 marks

**What is covered by the qualitative task? [10 marks]**

- You will carry out a practical task using instructions supplied by OCR.
- You are expected to carry out the task skillfully and safely using qualitative techniques.
- You will need to make and record valid observations and organise them in an appropriate way.

**What is covered by the quantitative task? [15 marks]**

- You will carry out a practical task using instructions supplied by OCR.
- You are expected to carry out the task skillfully and safely using quantitative techniques.
- You will need to make and record accurate observations and organise them in an appropriate way.
- You will then process your results to reach valid conclusions.

**What is covered by the evaluative task? [15 marks]**

- You will carry out an evaluative task using instructions supplied by OCR.
- Evaluative tasks will be based on a quantitative task.
- Evaluative tasks will *not* require additional data collection.
- The data along with your own knowledge will be used to reach valid conclusions.
- You will need to assess the reliability and accuracy of an experimental task.
- You will need to identify anomalies as well as identify significant weaknesses in procedures and measurements.
- You will use your knowledge to understand and select simple improvements to procedures and measurements.

**Do you have to plan a practical?**

- No, but you may be required to suggest changes to techniques or apparatus which will improve the accuracy or reliability of the results and/or the validity of the conclusions.

**Will every piece of practical work be assessed?**

- No. OCR provides certain tasks, which can be done at any point during the course, but your teacher should do other work with you to develop your skills.

- The *minimum* number of practical assessments would be one for each of the three types of task. However, it is likely that you will do more than three.

**If I do more than three practical assessments, which ones count towards A2?**

- Your final mark out of a possible 40 will be comprised of the *best* scores that you achieve for a qualitative task, a quantitative task and an evaluative task.

## **How BioChem Tuition prepares their students for F326: *Practical Skills in Chemistry 2*?**

### **The Qualitative, Quantitative and Evaluative Task – [10 hours]**

BioChem Tuition will revise the AS & A2 theory that is likely to appear in the practical tasks. This will be followed by practice of wide range of skills required to successfully complete the practical material. Although OCR does not release the F326 practical tasks externally, BioChem Tuition has prepared past exam papers covering range of A2 topics. These papers will help identify the likely questions in the exam. Learning every possible question type, avoiding careless mistakes and applying the right knowledge form the key to attain grade A/A\*. BioChem Tuition can also help students with any specific task that they are undertaking in school. Given our interaction with students from various schools, we can provide you with up-to-date information on the knowledge likely to appear in the current qualitative task.

#### **When carrying out qualitative and quantitative tasks, students will be taught:**

- How to make comments about safety. These comments should be relevant to the practical and *not* be general safety comments.
- An explanation as to *why* you are taking a safety precaution is helpful, for example, including a reference to a hazard.
- Organise your work area and wipe up any spillages.
- How to make measurements with accuracy.
- All the raw readings should be recorded to the same number of decimal places.
- Calculations should be calculated to no more decimal places than the input data.
- How to measure data with a degree of precision consistent with the equipment used to make the measurement.
- Repeat measurements where necessary and calculate an average.
- How to record all your results in a table with column headings labeled with a quantity *and* a unit.
- Carefully describe any observations. Drawing diagrams may also be necessary.
- Scales on graphs must be labeled with the quantity being measured along with its unit and the value being changed along with its unit. Scales must be linear and simple.
- The scale must be correctly selected to make good use of the graph paper.
- How to plot all points accurately and clearly. Use a sharp pencil and check carefully any points that do not appear to fit a trend.
- Draw lines with a ruler through the points if there is any uncertainty about the intermediate values between your

readings, otherwise draw a line of best-fit through your points. The line must be thin and clear.

**In addition to points set out in qualitative and quantitative section, while carrying out evaluative tasks, students will be taught:**

- How to carry out calculations using the correct mean of a set of data.
- Make a note of procedural errors as you carry out a practical.
- Explain how each of these difficulties or errors could have affected your results.
- How to assess the reliability of the experiment, identify anomalous results and refer to the scatter of points of the replicates about the mean or best-fit line.
- How to put errors in order of significance.
- How to calculate the percentage error of measurements. Take care with stopwatches – often a stopwatch will read to 0.01 s; however, human reaction time is at least 0.1 s, therefore it is not 0.01 s but 0.1 s.
- Explain how these procedural errors may be overcome by suggesting improvements to the procedure and to the apparatus used which would improve the accuracy of the experiment. Your improvements *must* relate to the experiment and be possible within a school laboratory.



