

ADVANCED GCE

CHEMISTRY A

Equilibria, Energetics and Elements

F325

Candidates answer on the question paper.

OCR Supplied Materials:

- *Data Sheet for Chemistry A* (inserted)

Other Materials Required:

- Scientific calculator

Monday 31 January 2011
Morning

Duration: 1 hour 45 minutes




Candidate forename		Candidate surname	
-----------------------	--	----------------------	--

Centre number						Candidate number				
---------------	--	--	--	--	--	------------------	--	--	--	--

INSTRUCTIONS TO CANDIDATES

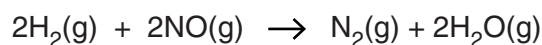
- The insert will be found in the centre of this document.
- Write your name, centre number and candidate number in the boxes above. Please write clearly and in capital letters.
- Use black ink. Pencil may be used for graphs and diagrams only.
- Read each question carefully. Make sure you know what you have to do before starting your answer.
- Write your answer to each question in the space provided. If additional space is required, you should use the lined pages at the end of this booklet. The question number(s) must be clearly shown.
- Answer **all** the questions.
- Do **not** write in the bar codes.

INFORMATION FOR CANDIDATES

- The number of marks is given in brackets [] at the end of each question or part question.
-  Where you see this icon you will be awarded marks for the quality of written communication in your answer.
This means for example you should:
 - ensure that text is legible and that spelling, punctuation and grammar are accurate so that meaning is clear;
 - organise information clearly and coherently, using specialist vocabulary when appropriate.
- You may use a scientific calculator.
- A copy of the *Data Sheet for Chemistry A* is provided as an insert with this question paper.
- You are advised to show all the steps in any calculations.
- The total number of marks for this paper is **100**.
- This document consists of **24** pages. Any blank pages are indicated.

Answer **all** the questions.

- 1 Hydrogen, H_2 , reacts with nitrogen monoxide, NO , as shown in the equation below.



A chemist carries out a series of experiments and determines the rate equation for this reaction:

$$\text{rate} = k[\text{H}_2(\text{g})][\text{NO}(\text{g})]^2$$

- (a) In one of the experiments, the chemist reacts together:

- $1.2 \times 10^{-2} \text{ mol dm}^{-3} \text{H}_2(\text{g})$
- $6.0 \times 10^{-3} \text{ mol dm}^{-3} \text{NO}(\text{g})$

The initial rate of this reaction is $3.6 \times 10^{-2} \text{ mol dm}^{-3} \text{s}^{-1}$.

Calculate the rate constant, k , for this reaction. State the units, if any.

$$k = \dots\dots\dots \text{ units } \dots\dots\dots \text{ [3]}$$

- (b) Predict what would happen to the initial rate of reaction for the following changes in concentrations.

- (i) The concentration of $\text{H}_2(\text{g})$ is doubled.

..... [1]

- (ii) The concentration of $\text{NO}(\text{g})$ is halved.

..... [1]

- (iii) The concentrations of $\text{H}_2(\text{g})$ and $\text{NO}(\text{g})$ are **both** increased by four times.

.....
 [1]

(c) The chemist carries out the reaction between hydrogen and nitrogen monoxide at a higher pressure.

(i) Explain, with a reason, what happens to the initial rate of reaction.

.....
.....
.....
..... [1]

(ii) State what happens to the rate constant.

..... [1]

(d) This overall reaction between hydrogen and nitrogen monoxide takes place by a two-step mechanism. The first step is much slower than the second step.

Suggest a possible two-step mechanism for the overall reaction.

step 1:

step 2: [2]

[Total: 10]

- 2 Iron and platinum are transition elements. They both form ions that combine with ligands to form complex ions. Some of these complexes are important in biological systems.

(a) Complete the electron structures of:

an atom of Fe: $1s^22s^22p^6$

an ion of Fe^{2+} : $1s^22s^22p^6$ [2]

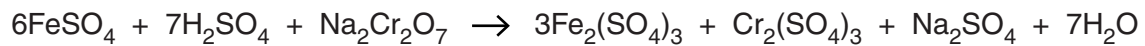
(b) State **one** property of Fe^{2+} , other than the ability to form complex ions, which is typical of an ion of a transition element.

.....

..... [1]

(c) Aqueous iron(II) sulfate takes part in redox reactions.

Using oxidation numbers, show that both reduction and oxidation have taken place in the redox reaction of aqueous iron(II) sulfate shown below.



.....

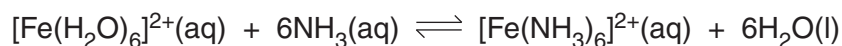
.....

.....

.....

..... [2]

- (d) Hexaaquairon(II) ions, $[\text{Fe}(\text{H}_2\text{O})_6]^{2+}$, take part in a ligand substitution reaction with ammonia.



Write an expression for the stability constant, K_{stab} , for this equilibrium.

[2]

- (e) Haemoglobin is a complex of iron(II).

- (i) Explain how ligand substitutions allow haemoglobin to transport oxygen in the blood.

.....
.....
.....
.....
.....
.....
..... [2]

- (ii) In the presence of carbon monoxide, less oxygen is transported in the blood.
In terms of stability constants, suggest why.

.....
.....
.....
.....
..... [2]

(f) Platin, $\text{Pt}(\text{NH}_3)_2\text{Cl}_2$, is a complex of platinum(II) that has two stereoisomers. One of these stereoisomers is used in medicine.

(i) Platin is a neutral complex.

Explain why platin is neutral.

.....
.....
..... [1]

(ii) Draw diagrams of the two stereoisomers of platin and describe its bonding.

.....
.....
.....
..... [3]

(iii) Describe the action of platin in the treatment of cancer patients.

.....
.....
.....
..... [1]

- (g) The use of platin in medicine can cause unpleasant side effects for patients.

In the search for alternatives, chemists often start with the current drug and modify its properties by chemically changing some of the groups.

A recent discovery is a drug called carboplatin. The structure of carboplatin is similar to platin except that a single 1,1-cyclobutanedicarboxylate ion replaces the two chloride ligands in the structure of platin.

Draw the structures of,

- the 1,1-cyclobutanedicarboxylate ion
- carboplatin.

1,1-cyclobutanedicarboxylate ion

carboplatin

[2]

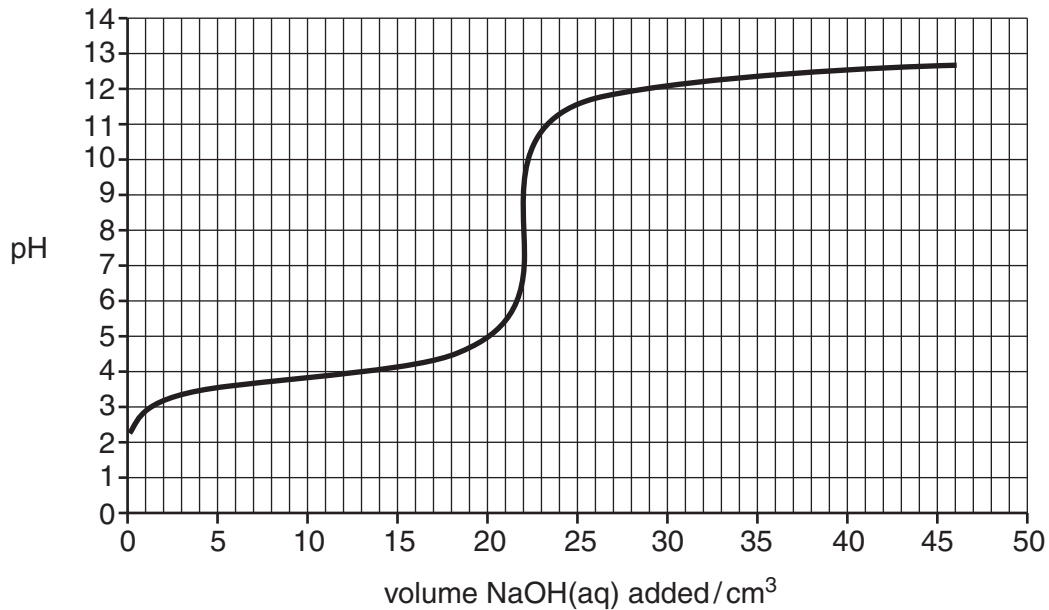
[Total: 18]

3 Glycolic acid, HOCH_2COOH , and thioglycolic acid, HSCH_2COOH , are weak acids.

(a) Glycolic acid reacts with bases, such as aqueous sodium hydroxide, $\text{NaOH}(\text{aq})$, to form salts.

A student pipetted 25.0 cm^3 of 0.125 mol dm^{-3} glycolic acid into a conical flask. The student added $\text{NaOH}(\text{aq})$ from a burette. A pH meter and data logger were used to measure continuously the pH of the contents of the conical flask.

The pH curve that the student obtained is shown below.



1 mol of glycolic acid reacts with 1 mol of sodium hydroxide.

(i) Write the equation for the reaction that takes place in the titration.

..... [1]

(ii) Determine the concentration, in mol dm^{-3} , of the NaOH .

concentration of $\text{NaOH} = \dots\dots\dots \text{mol dm}^{-3}$ [2]

(iii) The student decided to carry out this titration using an acid–base indicator.

What important factor does the student need to consider when deciding on the most suitable indicator to use for this titration?

.....

 [1]

(b) The $0.125 \text{ mol dm}^{-3}$ glycolic acid had a pH of 2.37.

(i) What is the expression for the acid dissociation constant, K_a , of glycolic acid?

[1]

(ii) Calculate K_a for glycolic acid.

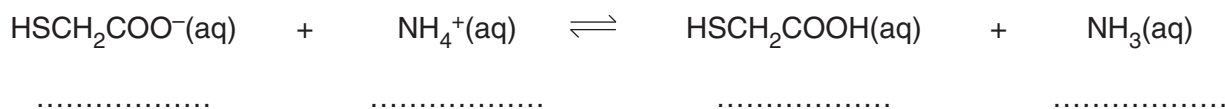
$K_a = \dots\dots\dots$ units $\dots\dots\dots$ [3]

(iii) Calculate the percentage molar dissociation of the glycolic acid.

percentage dissociation = $\dots\dots\dots$ % [1]

- (d) Ammonium thioglycolate, $\text{HSCH}_2\text{COONH}_4$, is the ammonium salt of thioglycolic acid, HSCH_2COOH .

When ammonium thioglycolate is dissolved in water, an acid–base equilibrium is set up. The equilibrium lies well to the left-hand side.



In the spaces above,

- label one conjugate acid–base pair as '**Acid 1**' and '**Base 1**'
- label the other conjugate acid–base pair as '**Acid 2**' and '**Base 2**'. [2]

- (e) Ammonium thioglycolate is used by hairdressers to perm hair.

Hair is a protein and its shape is largely the result of cross-linked disulfide bonds, $-\text{S}-\text{S}-$. The formula of the protein in hair can be represented as $\text{R}-\text{S}-\text{S}-\text{R}$.

Perming of hair involves two stages.

Stage 1

- Hair is first wound around curlers and a solution of ammonium thioglycolate is applied to the hair.
- In this process, each disulfide bond is broken by two thioglycolate ions to form two molecules containing thiol groups, $-\text{S}-\text{H}$, and one other product.

Stage 2

- After 15–30 minutes, the hair is rinsed with a weak solution of hydrogen peroxide, H_2O_2 .
- The hydrogen peroxide reforms disulfide bonds that lock the hair in the shape of the curlers. The hair is now 'permed'.

Suggest equations for the two processes that take place during perming.

In your equations, use $\text{R}-\text{S}-\text{S}-\text{R}$ to represent the protein in hair.

Stage 1

Stage 2

[2]

[Total: 20]

- (b) Modern fuel cells are being developed as an alternative to the direct use of fossil fuels. The 'fuel' can be hydrogen but many other substances are being considered. In a methanol fuel cell, the overall reaction is the combustion of methanol.

As with all fuel cells, the fuel (methanol) is supplied at one electrode and the oxidant (oxygen) at the other electrode.

Oxygen reacts at the negative electrode of a methanol fuel cell:



- (i) Write an equation for the complete combustion of methanol.

..... [1]

- (ii) Deduce the half-equation for the reaction that takes place at the positive electrode in a methanol fuel cell.

..... [1]

- (iii) State **two** advantages of vehicles using fuel cells compared with the combustion of conventional fossil fuels.

.....

 [2]

- (iv) Suggest **one** advantage of using methanol, rather than hydrogen, in a fuel cell for vehicles. Justify your answer.

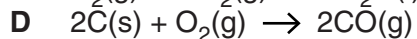
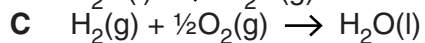
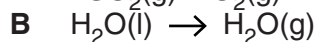
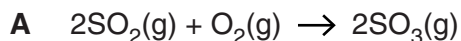
.....

 [1]

[Total: 13]

5 Entropy changes are an important factor in determining the feasibility of reactions.

(a) You are provided with equations for four processes.



For each process, explain why ΔS has the sign shown below.

A: sign of ΔS : negative

reason for sign:

.....

B: sign of ΔS : positive

reason for sign:

.....

C: sign of ΔS : negative

reason for sign:

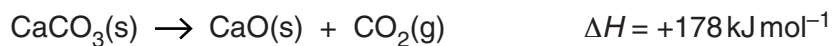
.....

D: sign of ΔS : positive

reason for sign:

..... [4]

- (b) Calcium oxide, CaO, is used to make cement. Calcium oxide is manufactured by the thermal decomposition of calcium carbonate.



Standard entropies of $\text{CaCO}_3(\text{s})$, $\text{CaO}(\text{s})$ and $\text{CO}_2(\text{g})$ are given in the table below.

substance	$\text{CaCO}_3(\text{s})$	$\text{CaO}(\text{s})$	$\text{CO}_2(\text{g})$
$S / \text{J K}^{-1} \text{mol}^{-1}$	89	40	214

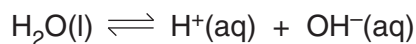
- Using the information in the table, show that the entropy change, ΔS , for the decomposition of calcium carbonate is $0.165 \text{ kJ K}^{-1} \text{ mol}^{-1}$.
- Show that calcium carbonate is stable at room temperature (25°C).
- Calculate the minimum temperature needed to decompose calcium carbonate.

Show all your working.

[7]

[Total: 11]

- 6 The dissociation of water is a reversible reaction.



The ionic product of water, K_w , measures the extent of dissociation of water.

K_w varies with temperature. Therefore, it is always important to quote the temperature at which measurements are being taken.

Fig. 6.1 shows the variation of K_w between 0°C and 60°C.

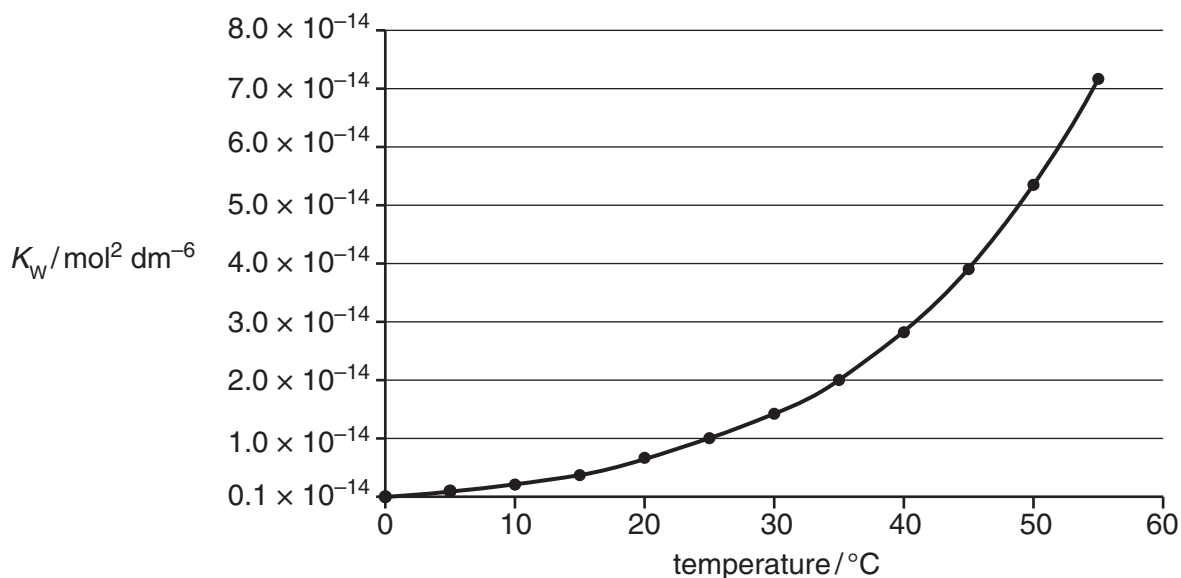


Fig. 6.1

- (a) (i) Write the expression for K_w .

..... [1]

- (ii) Calculate the $\text{OH}^-(\text{aq})$ concentration in an aqueous solution of hydrochloric acid with a pH of 4.37 at 25°C.

Give your answer to **two** significant figures.

OH^- concentration = mol dm^{-3} [2]

(b) (i) Using **Fig. 6.1**, explain whether the dissociation of water is an exothermic or endothermic process.

.....
.....
.....
..... [1]

(ii) Determine the pH of pure water at body temperature, 37°C.

pH = [3]

(iii) Many experimental measurements use published data, such as K_w , measured at 25°C. Often these measurements have been taken at different temperatures, especially in experimental work carried out at body temperature.

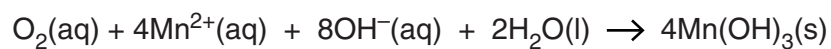
What is the consequence of this for published scientific work?

.....
.....
.....
..... [1]

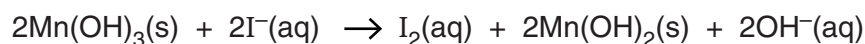
- 7 The Dissolved Oxygen Concentration (DOC) in rivers and lakes is important for aquatic life. If the DOC falls below 5 mg dm^{-3} , most species of fish cannot survive.

Environmental chemists can determine the DOC in water using the procedure below.

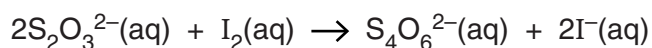
- A sample of river water is shaken with aqueous Mn^{2+} and aqueous alkali. The dissolved oxygen oxidises the Mn^{2+} to Mn^{3+} , forming a pale brown precipitate of $\text{Mn}(\text{OH})_3$.



- The $\text{Mn}(\text{OH})_3$ precipitate is then reacted with an excess of aqueous potassium iodide, which is oxidised to iodine, I_2 .



- The iodine formed is then determined by titration with aqueous sodium thiosulfate, $\text{Na}_2\text{S}_2\text{O}_3(\text{aq})$.



A 25.0 cm^3 sample of river water was analysed using the procedure above.

The titration required 24.6 cm^3 of $0.00100 \text{ mol dm}^{-3}$ $\text{Na}_2\text{S}_2\text{O}_3(\text{aq})$.

- (a) (i) Calculate the DOC of the sample of river water, in mg dm^{-3} .

DOC = mg dm^{-3} [4]

- (ii) Comment on whether there is enough dissolved oxygen in the river water for fish to survive.

.....
.....
..... [1]

- (b) The presence of nitrate(III) ions, NO_2^- , interferes with this method because NO_2^- ions can also oxidise iodide ions to iodine.

During the reaction, a colourless gas is produced with a molar mass of 30 g mol^{-1} .

- (i) Predict the formula of the colourless gas.

..... [1]

- (ii) Write an equation for the oxidation of aqueous iodide ions by aqueous nitrate(III) ions. Hydroxide ions are produced in this reaction.

..... [2]

[Total: 8]

END OF QUESTION PAPER

ADDITIONAL PAGE

A series of horizontal dotted lines for writing.

24
ADDITIONAL PAGE

Ruled area for writing with 24 horizontal dotted lines.



Copyright Information

OCR is committed to seeking permission to reproduce all third-party content that it uses in its assessment materials. OCR has attempted to identify and contact all copyright holders whose work is used in this paper. To avoid the issue of disclosure of answer-related information to candidates, all copyright acknowledgements are reproduced in the OCR Copyright Acknowledgements Booklet. This is produced for each series of examinations and is freely available to download from our public website (www.ocr.org.uk) after the live examination series. If OCR has unwittingly failed to correctly acknowledge or clear any third-party content in this assessment material, OCR will be happy to correct its mistake at the earliest possible opportunity.

For queries or further information please contact the Copyright Team, First Floor, 9 Hills Road, Cambridge CB2 1GE.

OCR is part of the Cambridge Assessment Group; Cambridge Assessment is the brand name of University of Cambridge Local Examinations Syndicate (UCLES), which is itself a department of the University of Cambridge.