

OXFORD CAMBRIDGE AND RSA EXAMINATIONS

**Advanced Subsidiary General Certificate of Education
Advanced General Certificate of Education**

MATHEMATICS

4723

Core Mathematics 3

Wednesday **18 JANUARY 2006** Afternoon 1 hour 30 minutes

Additional materials:
8 page answer booklet
Graph paper
List of Formulae (MF1)

TIME 1 hour 30 minutes

INSTRUCTIONS TO CANDIDATES

- Write your name, centre number and candidate number in the spaces provided on the answer booklet.
- Answer **all** the questions.
- Give non-exact numerical answers correct to 3 significant figures unless a different degree of accuracy is specified in the question or is clearly appropriate.
- You are permitted to use a graphical calculator in this paper.

INFORMATION FOR CANDIDATES

- The number of marks is given in brackets [] at the end of each question or part question.
- The total number of marks for this paper is 72.
- Questions carrying smaller numbers of marks are printed earlier in the paper, and questions carrying larger numbers of marks later in the paper.
- **You are reminded of the need for clear presentation in your answers.**

This question paper consists of 4 printed pages.

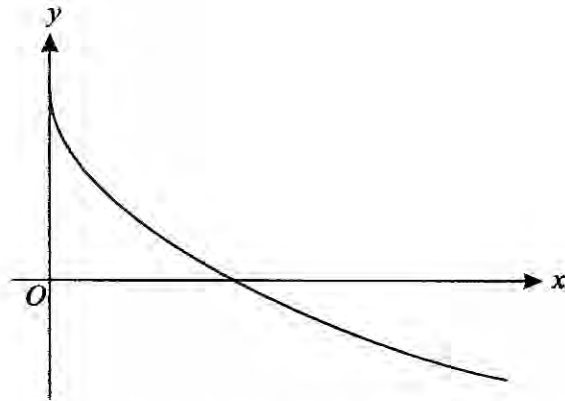
1 Show that $\int_2^8 \frac{3}{x} dx = \ln 64$. [4]

2 Solve, for $0^\circ < \theta < 360^\circ$, the equation $\sec^2 \theta = 4 \tan \theta - 2$. [5]

3 (a) Differentiate $x^2(x+1)^6$ with respect to x . [3]

(b) Find the gradient of the curve $y = \frac{x^2 + 3}{x^2 - 3}$ at the point where $x = 1$. [3]

4



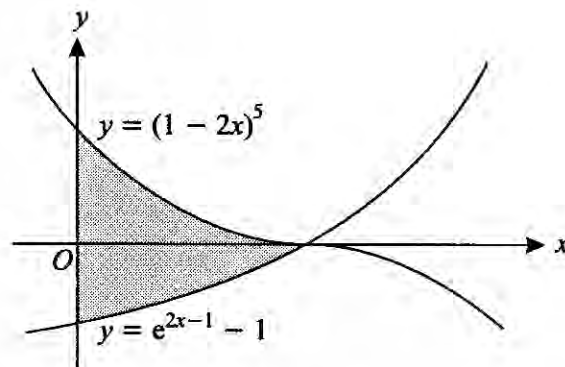
The function f is defined by $f(x) = 2 - \sqrt{x}$ for $x \geq 0$. The graph of $y = f(x)$ is shown above.

(i) State the range of f . [1]

(ii) Find the value of $ff(4)$. [2]

(iii) Given that the equation $|f(x)| = k$ has two distinct roots, determine the possible values of the constant k . [2]

5



The diagram shows the curves $y = (1 - 2x)^5$ and $y = e^{2x-1} - 1$. The curves meet at the point $(\frac{1}{2}, 0)$. Find the exact area of the region (shaded in the diagram) bounded by the y -axis and by part of each curve. [8]

6 (a)

t	0	10	20
X	275	440	

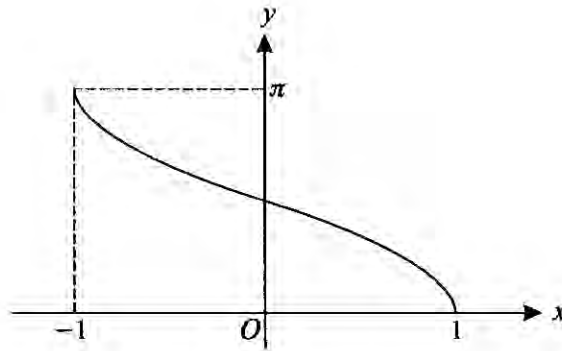
The quantity X is increasing exponentially with respect to time t . The table above shows values of X for different values of t . Find the value of X when $t = 20$. [3]

(b) The quantity Y is decreasing exponentially with respect to time t where

$$Y = 80e^{-0.02t}.$$

- (i) Find the value of t for which $Y = 20$, giving your answer correct to 2 significant figures. [3]
- (ii) Find by differentiation the rate at which Y is decreasing when $t = 30$, giving your answer correct to 2 significant figures. [3]

7



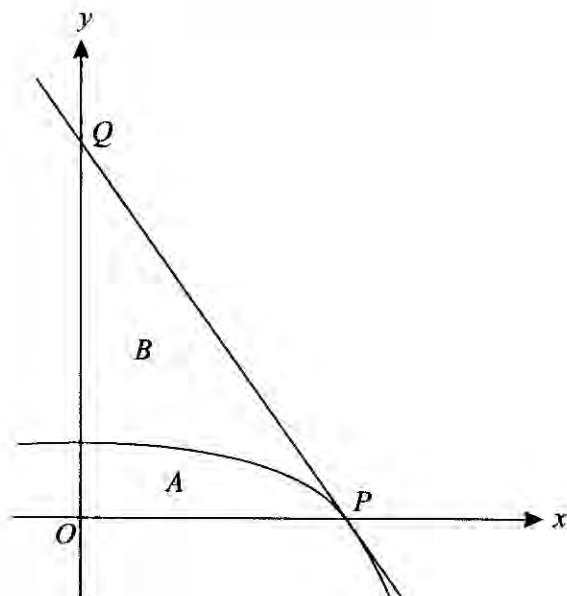
The diagram shows the curve with equation $y = \cos^{-1} x$.

- (i) Sketch the curve with equation $y = 3 \cos^{-1}(x - 1)$, showing the coordinates of the points where the curve meets the axes. [3]
- (ii) By drawing an appropriate straight line on your sketch in part (i), show that the equation $3 \cos^{-1}(x - 1) = x$ has exactly one root. [1]
- (iii) Show by calculation that the root of the equation $3 \cos^{-1}(x - 1) = x$ lies between 1.8 and 1.9. [2]
- (iv) The sequence defined by

$$x_1 = 2, \quad x_{n+1} = 1 + \cos\left(\frac{1}{3}x_n\right)$$

converges to a number α . Find the value of α correct to 2 decimal places and explain why α is the root of the equation $3 \cos^{-1}(x - 1) = x$. [5]

[Questions 8 and 9 are printed overleaf.]



The diagram shows part of the curve $y = \ln(5 - x^2)$ which meets the x -axis at the point P with coordinates $(2, 0)$. The tangent to the curve at P meets the y -axis at the point Q . The region A is bounded by the curve and the lines $x = 0$ and $y = 0$. The region B is bounded by the curve and the lines PQ and $x = 0$.

(i) Find the equation of the tangent to the curve at P . [5]

(ii) Use Simpson's Rule with four strips to find an approximation to the area of the region A , giving your answer correct to 3 significant figures. [4]

(iii) Deduce an approximation to the area of the region B . [2]

9 (i) By first writing $\sin 3\theta$ as $\sin(2\theta + \theta)$, show that

$$\sin 3\theta = 3 \sin \theta - 4 \sin^3 \theta. \quad [4]$$

(ii) Determine the greatest possible value of

$$9 \sin\left(\frac{10}{3}\alpha\right) - 12 \sin^3\left(\frac{10}{3}\alpha\right),$$

and find the smallest positive value of α (in degrees) for which that greatest value occurs. [3]

(iii) Solve, for $0^\circ < \beta < 90^\circ$, the equation $3 \sin 6\beta \operatorname{cosec} 2\beta = 4$. [6]