

Mark Scheme (Results) January 2010

GCE

Statistics S1 (6683)

Edexcel is one of the leading examining and awarding bodies in the UK and throughout the world. We provide a wide range of qualifications including academic, vocational, occupational and specific programmes for employers.

Through a network of UK and overseas offices, Edexcel's centres receive the support they need to help them deliver their education and training programmes to learners.

For further information, please call our GCE line on 0844 576 0025, our GCSE team on 0844 576 0027, or visit our website at www.edexcel.com.

If you have any subject specific questions about the content of this Mark Scheme that require the help of a subject specialist, you may find our **Ask The Expert** email service helpful.

Ask The Expert can be accessed online at the following link:

<http://www.edexcel.com/Aboutus/contact-us/>

January 2010

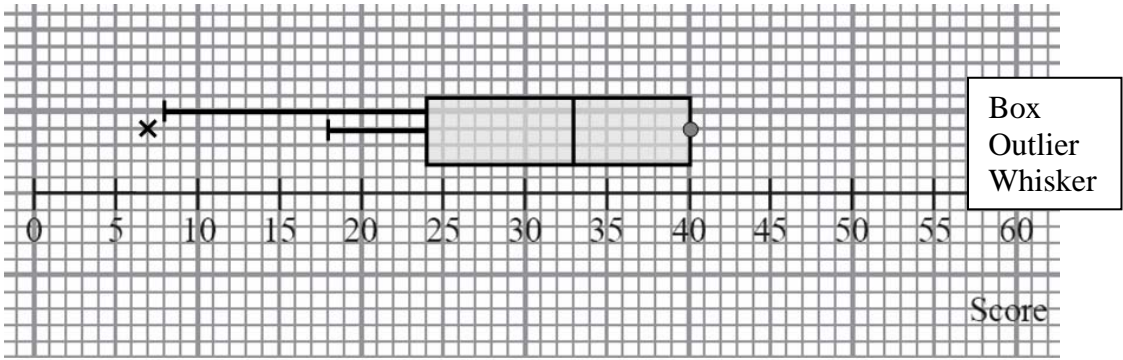
Publications Code UA023026

All the material in this publication is copyright

© Edexcel Ltd 2010

January 2010
6683 Statistics S1
Mark Scheme

Question Number	Scheme	Marks
Q1 (a)	<pre> graph LR Root(()) --- 1/2 Red1[Red] Root --- 1/4 Blue1[Blue] Root --- 1/4 Green1[Green] Red1 --- 1/3 Red2[Red] Red1 --- 1/3 Blue2[Blue] Red1 --- 1/3 Green2[Green] Blue1 --- 2/3 Red3[Red] Blue1 --- 1/3 Green3[Green] Green1 --- 2/3 Red4[Red] Green1 --- 1/3 Blue3[Blue] </pre>	<p>M1 A1 A1 (3)</p>
(b)	<p>P(Blue bead and a green bead) = $\left(\frac{1}{4} \times \frac{1}{3}\right) + \left(\frac{1}{4} \times \frac{1}{3}\right) = \frac{1}{6}$ (or any exact equivalent)</p>	<p>M1 A1 (2) Total [5]</p>
Q1 (a)	<p>M1 for shape and labels: 3 branches followed by 3,2,2 with some <i>R</i>, <i>B</i> and <i>G</i> seen Allow 3 branches followed by 3, 3, 3 if 0 probabilities are seen implying that 3, 2, 2 intended Allow blank branches if the other probabilities imply probability on blanks is zero Ignore further sets of branches</p> <p>1st A1 for correct probabilities and correct labels on 1st set of branches. 2nd A1 for correct probabilities and correct labels on 2nd set of branches. (accept 0.33, 0.67 etc or better here)</p>	
(b)	<p>M1 for identifying the 2 cases <i>BG</i> and <i>GB</i> and adding 2 products of probabilities. These cases may be identified by their probabilities e.g. $\left(\frac{1}{4} \times \frac{1}{3}\right) + \left(\frac{1}{4} \times \frac{1}{3}\right)$ NB $\frac{1}{6}$ (or exact equivalent) with no working scores 2/2</p>	
Special Case	<p><u>With Replacement</u> (This oversimplifies so do not apply Mis-Read: max mark 2/5)</p> <p>(a) B1 for 3 branches followed by 3, 3, 3 with correct labels and probabilities of $\frac{1}{2}, \frac{1}{4}, \frac{1}{4}$ on each.</p> <p>(b) M1 for identifying 2, possibly correct cases and adding 2 products of probabilities but A0 for wrong answer $\left[\left(\frac{1}{4} \times \frac{1}{4}\right) + \left(\frac{1}{4} \times \frac{1}{4}\right)\right]$ will be sufficient for M1A0 here but $\frac{1}{4} \times \frac{1}{2} + \dots$ would score M0</p>	

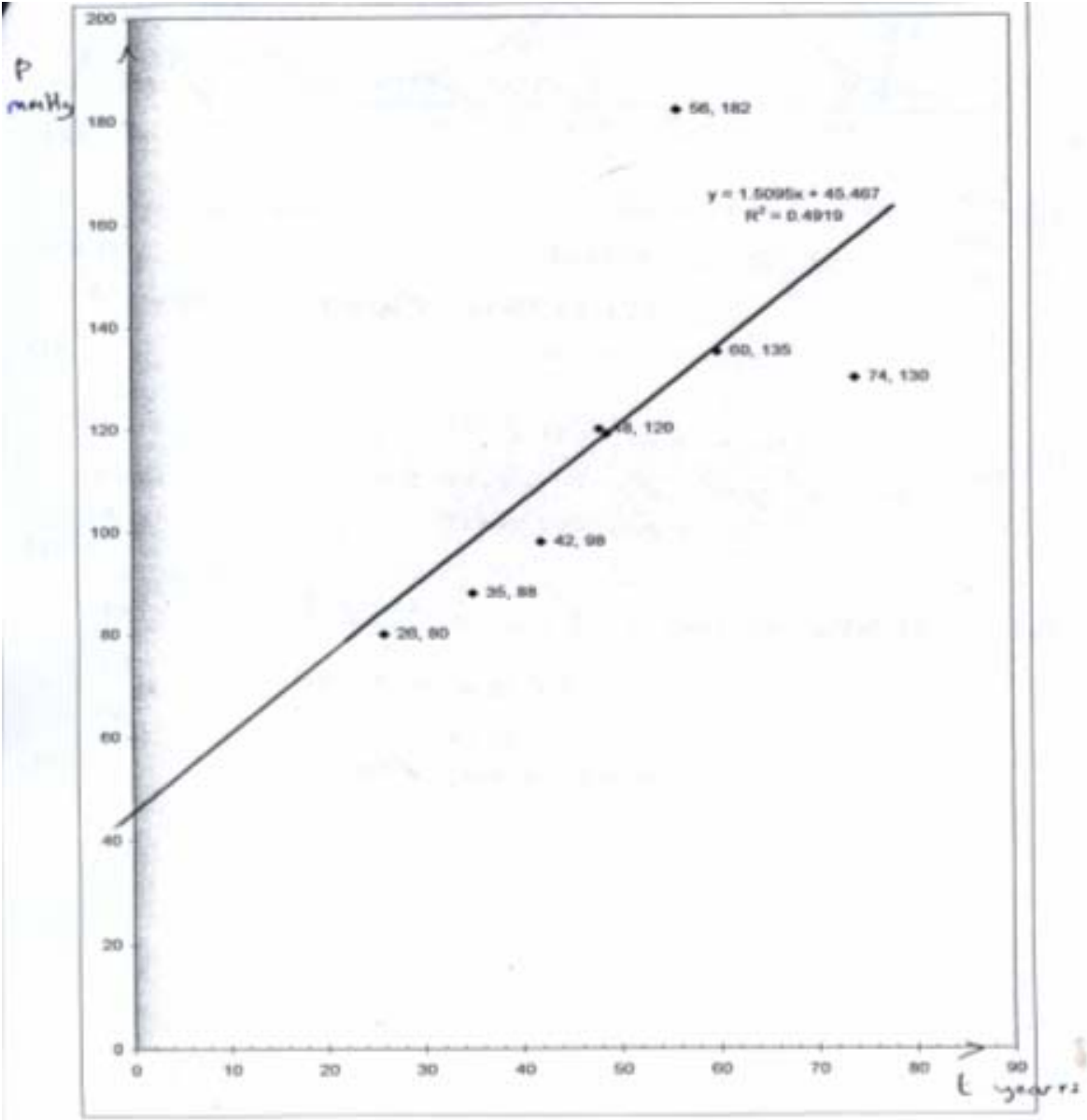
Question Number	Scheme	Marks
Q2 (a)	Median is 33	B1 (1)
(b)	$Q_1 = 24, Q_3 = 40, \text{IQR} = 16$	B1 B1 B1ft (3)
(c)	$Q_1 - \text{IQR} = 24 - 16 = 8$ So 7 is only outlier	M1 A1ft (2)
(d)	 <p style="text-align: right;">(accept either whisker)</p>	B1ft B1 B1ft (3)
		Total [9]
Q2 (b)	<p>1st B1 for $Q_1 = 24$ and 2nd B1 for $Q_3 = 40$ 3rd B1ft for their IQR based on their lower and upper quartile. Calculation of range ($40 - 7 = 33$) is B0B0B0 <u>Answer only</u> of $\text{IQR} = 16$ scores 3/3. For any other answer we must see working in (b) or on stem and leaf diagram</p>	
(c)	<p>M1 for evidence that $Q_1 - \text{IQR}$ has been attempted, their “8” (>7) seen or clearly attempted is sufficient A1 ft must have seen their “8” and a suitable comment that only one person scored below this.</p>	
(d)	<p>1st B1ft for a clear box shape and ft their Q_1, Q_2 and Q_3 readable off the scale. Allow this mark for a box shape even if $Q_3 = 40, Q_1 = 7$ and $Q_2 = 33$ are used 2nd B1 for only one outlier appropriately marked at 7 3rd B1ft for either lower whisker. If they choose the whisker to their lower limit for outliers then follow through their “8”. (There should be no upper whisker unless their $Q_3 < 40$, in which case there should be a whisker to 40)</p> <p>A typical error in (d) is to draw the lower whisker to 7, this can only score B1B0B0</p>	

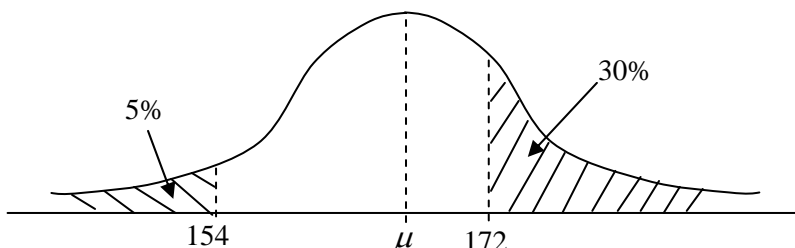
Question Number	Scheme	Marks
Q3	<p>(a) 2.75 or $2\frac{3}{4}$, 5.5 or 5.50 or $5\frac{1}{2}$</p> <p>(b) Mean birth weight = $\frac{4841}{1500} = 3.227\bar{3}$ awrt 3.23</p> <p>(c) Standard deviation = $\sqrt{\frac{15889.5}{1500} - \left(\frac{4841}{1500}\right)^2} = 0.421093\dots$ or $s = 0.4212337\dots$</p> <p>(d) $Q_2 = 3.00 + \frac{403}{820} \times 0.5 = 3.2457\dots$ (allow 403.5..... \rightarrow 3.25)</p> <p>(e) Mean(3.23) < Median(3.25) (or very close) Negative Skew (or symmetrical)</p>	<p>B1 B1 (2)</p> <p>M1 A1 (2)</p> <p>M1 A1ft A1 (3)</p> <p>M1 A1 (2)</p> <p>B1ft dB1ft (2) Total [11]</p>
Q3	<p>(b) M1 for a correct expression for mean. Answer only scores both.</p> <p>(c) M1 for a correct expression (ft their mean) for sd or variance. Condone mis-labelling eg sd=... with no square root or no labelling 1st A1ft for a correct expression (ft their mean) including square root and no mis-labelling Allow 1st A1 for $\sigma^2 = 0.177\dots \rightarrow \sigma = 0.42\dots$ 2nd A1 for awrt 0.421. Answer only scores 3/3</p> <p>(d) M1 for a correct expression (allow 403.5 i.e. use of $n + 1$) but must have 3.00, 820 and 0.5 A1 for awrt 3.25 provided M1 is scored. NB 3.25 with no working scores 0/2 as some candidates think mode is 3.25.</p> <p>(e) 1st B1ft for a comparison of their mean and median (may be in a formula but if $\pm(\text{mean} - \text{median})$ is calculated that's OK. We are not checking the <u>value</u> but the <u>sign</u> must be consistent.) Also allow for use of quartiles <u>provided correct values seen</u>: $Q_1 = 3.02, Q_3 = 3.47$ [They should get $(0.22 =) Q_3 - Q_2 < Q_2 - Q_1 (= 0.23)$ and say (slight) negative skew or symmetric] 2nd dB1ft for a compatible comment based on their comparison. Dependent upon a suitable, correct comparison. Mention of "correlation" rather than "skewness" loses this mark.</p>	

Question Number	Scheme	Marks
4 (a)	<div data-bbox="225 264 903 875"> </div> <div data-bbox="970 338 1337 539"> <p>3 closed curves and 4 in centre Evidence of subtraction</p> <p>31,36,24 41,17,11 Labels on loops, 16 and box</p> </div>	<p>M1 M1</p> <p>A1 A1 B1</p> <p>(5)</p> <p>(b) $P(\text{None of the 3 options}) = \frac{16}{180} = \frac{4}{45}$ B1ft (1)</p> <p>(c) $P(\text{Networking only}) = \frac{17}{180}$ B1ft (1)</p> <p>(d) $P(\text{All 3 options/technician}) = \frac{4}{40} = \frac{1}{10}$ M1 A1 (2)</p> <p>Total [9]</p>
4 (a)	<p>2nd M1 There may be evidence of subtraction in “outer” portions, so with 4 in the centre then 35, 40 28 (instead of 31,36,24) along with 33, 9, 3 can score this mark but A0A0 N.B. This is a common error and their “16” becomes 28 but still scores B0 in part (a)</p> <p>(b) B1ft for $\frac{16}{180}$ or any exact equivalent. Can fit their “16” from their box. If there is no value for their “16” in the box only allow this mark if they have <u>shown</u> some working.</p> <p>(c) B1ft ft their “17”. Accept any exact equivalent</p> <p>(d) If a probability greater than 1 is found in part (d) score M0A0 M1 for clear sight of $\frac{P(S \cap D \cap N)}{P(S \cap N)}$ and an attempt at one of the probabilities, ft their values. Allow $P(\text{all 3} \mid S \cap N) = \frac{4}{36}$ or $\frac{1}{9}$ to score M1 A0. Allow a correct ft from their diagram to score M1A0 e.g. in 33,3,9 case in (a): $\frac{4}{44}$ or $\frac{1}{11}$ is M1A0 A ratio of probabilities with a <u>product</u> of probabilities on top is M0, even with a correct formula. A1 for $\frac{4}{40}$ or $\frac{1}{10}$ or an exact equivalent Allow $\frac{4}{40}$ or $\frac{1}{10}$ to score both marks if this follows from their diagram, otherwise some explanation (method) is required.</p>	

Question Number	Scheme	Marks
Q5 (a)	$k + 4k + 9k = 1$ $14k = 1$ $k = \frac{1}{14}$ **given**	M1 A1 (2)
(b)	$P(X \geq 2) = 1 - P(X = 1)$ or $P(X = 2) + P(X = 3)$ $= 1 - k = \frac{13}{14}$ or 0.92857... awrt 0.929	M1 A1 (2)
(c)	$E(X) = 1 \times k + 2 \times k \times 4 + 3 \times k \times 9$ or $36k$ $= \frac{36}{14} = \frac{18}{7}$ or $2\frac{4}{7}$ (or exact equivalent)	M1 A1 (2)
(d)	$\text{Var}(X) = 1 \times k + 4 \times k \times 4 + 9 \times k \times 9 - \left(\frac{18}{7}\right)^2$ $\text{Var}(1 - X) = \text{Var}(X)$ $= \frac{19}{49}$ or 0.387755... awrt 0.388	M1 M1 M1 (4) Total [10]
Q5 (a)	M1 for clear attempt to use $\sum p(x) = 1$, full expression needed and the “1” must be clearly seen. This may be seen in a table. A1cso for no incorrect working seen. The sum and “= 1” must be explicitly seen somewhere. A verification approach to (a) must show addition for M1 and have a suitable comment e.g. “therefore $k = \frac{1}{14}$ ” for A1 cso	
(b)	M1 for $1 - P(X \leq 1)$ or $P(X = 2) + P(X = 3)$ A1 for awrt 0.929. Answer only scores 2/2	
(c)	M1 for a full expression for $E(X)$ with at least two terms correct. NB If there is evidence of division (usually by 3) then score M0 A1 for any exact equivalent - answer only scores 2/2	
(d)	1 st M1 for clear attempt at $E(X^2)$, need at least 2 terms correct in $1 \times k + 4 \times 4k + 9 \times 9k$ or $E(X^2) = 7$ 2 nd M1 for their $E(X^2) - (\text{their } \mu)^2$ 3 rd M1 for clearly stating that $\text{Var}(1 - X) = \text{Var}(X)$, wherever seen A1 accept awrt 0.388. All 3 M marks are required. Allow 4/4 for correct answer only but must be for $\text{Var}(1 - X)$.	

Question Number	Scheme	Marks
Q6 (a)	$S_{pp} = 106397 - \frac{833^2}{7} = 7270$ $S_{tp} = 42948 - \frac{341 \times 833}{7} = 2369, \quad S_{tt} = 18181 - \frac{341^2}{7} = 1569.42857... \quad \text{or} \quad \frac{10986}{7}$	M1 A1
(b)	$r = \frac{2369}{\sqrt{7270 \times 1569.42857..}} = 0.7013375$ <p style="text-align: right;">awrt (0.701)</p>	A1 A1 (4) M1 A1ft A1 (3)
(c)	(Pmcc shows positive correlation.) Older patients have higher blood pressure	B1 (1)
(d)	(d) Points plotted correctly on graph: -1 each error or omission (within one square of correct position)	B2
(f)	* see diagram below for correct points (f) Line drawn with correct intercept, and gradient	B1ft B1 (2+2)
(e)	$b = \frac{2369}{1569.42857..} = 1.509466...$ $a = \frac{833}{7} - b \times \frac{341}{7} = 45.467413...$ $p = 45.5 + 1.51t$	M1 A1 M1 A1 (4)
(g)	$t = 40, p = 105.84...$ from equation or graph. awrt 106	M1 A1 (2) Total [18]
Q6 (a)	M1 for at least one correct expression 1 st A1 for $S_{pp} = 7270$, 2 nd A1 for $S_{tp} = 2369$ or 2370, 3 rd A1 for $S_{tt} =$ awrt 1570	
(b)	M1 for attempt at correct formula and at least one correct value (or correct ft) M0 for $\frac{42948}{\sqrt{106397 \times 18181}}$ A1ft All values correct or correct ft. Allow for an answer of 0.7 or 0.70 <u>Answer only:</u> awrt 0.701 is 3/3, answer of 0.7 or 0.70 is 2/3	
(c)	B1 for comment in context that <u>interprets</u> the fact that correlation is positive, as in scheme. Must mention age and blood pressure in words, not just “t” and “p”.	
(d)	Record 1 point incorrect as B1B0 on open. [NB overlay for (60, 135) is slightly wrong]	
(e)	1 st M1 for use of the correct formula for b , ft their values from (a) 1 st A1 allow 1.5 or better 2 nd M1 for use of $\bar{y} - b\bar{x}$ with their values 2 nd A1 for full equation with $a =$ awrt 45.5 and $b =$ awrt 1.51. Must be p in terms of t , not x and y .	
(f)	1 st B1ft ft their intercept (within one square). You may have to extend their line. 2 nd B1 for correct gradient i.e. parallel to given line (Allow 1 square out when $t = 80$)	
(g)	M1 for clear use of their equation with $t = 40$ or correct value from their graph. A1 for awrt 106. Correct answer only (2/2) otherwise look for evidence on graph to award M1	

Question Number	Scheme																
Q6 (d) + (f)	<p data-bbox="715 230 1031 264">Diagram for Q6 (d) + (f)</p>  <p data-bbox="284 297 363 427">P monthly</p> <p data-bbox="1310 1429 1453 1473">t years</p> <table border="1" data-bbox="368 297 1401 1491"> <thead> <tr> <th>t (years)</th> <th>P (monthly)</th> </tr> </thead> <tbody> <tr><td>26</td><td>80</td></tr> <tr><td>35</td><td>88</td></tr> <tr><td>42</td><td>98</td></tr> <tr><td>48</td><td>120</td></tr> <tr><td>56</td><td>182</td></tr> <tr><td>60</td><td>135</td></tr> <tr><td>74</td><td>130</td></tr> </tbody> </table> <p data-bbox="1038 488 1230 539">$y = 1.5095x + 45.467$ $R^2 = 0.4919$</p>	t (years)	P (monthly)	26	80	35	88	42	98	48	120	56	182	60	135	74	130
t (years)	P (monthly)																
26	80																
35	88																
42	98																
48	120																
56	182																
60	135																
74	130																

Question Number	Scheme	Marks
Q7 (a)	 <p>bell shaped, must have inflexions</p> <p>154, 172 on axis</p> <p>5% and 30%</p>	<p>B1</p> <p>B1</p> <p>B1</p> <p>(3)</p>
(b)	$P(X < 154) = 0.05$ $\frac{154 - \mu}{\sigma} = -1.6449 \quad \text{or} \quad \frac{\mu - 154}{\sigma} = 1.6449$ $\mu = 154 + 1.6449\sigma \quad \text{**given**}$	<p>M1</p> <p>B1</p> <p>A1 cso</p> <p>(3)</p>
(c)	$172 - \mu = 0.5244\sigma \quad \text{or} \quad \frac{172 - \mu}{\sigma} = 0.5244$ <p>(allow $z = 0.52$ or better here but must be in an equation)</p> <p>Solving gives $\sigma = 8.2976075$ (awrt 8.30) and $\mu = 167.64873$ (awrt 168)</p>	<p>B1</p> <p>M1 A1 A1</p> <p>(4)</p>
(d)	$P(\text{Taller than 160cm}) = P\left(Z > \frac{160 - \mu}{\sigma}\right)$ $= P(Z < 0.9217994)$ $= 0.8212$ <p>awrt 0.82</p>	<p>M1</p> <p>B1</p> <p>A1</p> <p>(3)</p> <p>Total [13]</p>
(a)	<p>2nd B1 for 154 and 172 marked but 154 must be $< \mu$ and $172 > \mu$. But μ need not be marked.</p> <p>Allow for $\frac{154 - \mu}{\sigma}$ and $\frac{172 - \mu}{\sigma}$ marked on appropriate sides of the peak.</p>	
	<p>3rd B1 the 5% and 30% should be clearly indicated in the correct regions i.e. LH tail and RH tail.</p>	
(b)	<p>M1 for $\pm \frac{(154 - \mu)}{\sigma} = z$ value (z must be recognizable e.g. 1.64, 1.65, 1.96 but NOT 0.5199 etc)</p> <p>B1 for ± 1.6449 seen in a line before the final answer.</p> <p>A1cso for no incorrect statements (in μ, σ) equating a z value and a probability or incorrect signs e.g. $\frac{154 - \mu}{\sigma} = 0.05$ or $\frac{154 - \mu}{\sigma} = 1.6449$ or $P(Z < \frac{\mu - 154}{\sigma}) = 1.6449$</p>	
(c)	<p>B1 for a correct 2nd equation (NB $172 - \mu = 0.525\sigma$ is B0, since z is incorrect)</p> <p>M1 for solving their two linear equations leading to $\mu = \dots$ or $\sigma = \dots$</p> <p>1st A1 for $\sigma =$ awrt 8.30, 2nd A1 for $\mu =$ awrt 168 [NB the 168 can come from false working. These A marks require use of correct equation from (b), and a z value for “0.5244” in (c)]</p> <p>NB use of $z = 0.52$ will typically get $\sigma = 8.31$ and $\mu = 167.67\dots$ and score B1M1A0A1</p> <p><u>No working</u> and both correct scores 4/4, only one correct scores 0/4</p> <p>Provided the M1 is scored the A1s can be scored even with B0 (e.g. for $z = 0.525$)</p>	
(d)	<p>M1 for attempt to standardise with 160, their μ and their $\sigma (> 0)$. Even allow with symbols μ and σ.</p> <p>B1 for $z =$ awrt ± 0.92</p> <p><u>No working</u> and a correct answer can score 3/3 provided σ and μ are correct to 2sf.</p>	

Further copies of this publication are available from
Edexcel Publications, Adamsway, Mansfield, Notts, NG18 4FN

Telephone 01623 467467
Fax 01623 450481

Email publications@linneydirect.com

Order Code UA023026 January 2010

For more information on Edexcel qualifications, please visit www.edexcel.com/quals

Edexcel Limited. Registered in England and Wales no.4496750
Registered Office: One90 High Holborn, London, WC1V 7BH