

GCE

Mathematics (MEI)

Unit **4766**: Statistics 1

Advanced Subsidiary GCE

Mark Scheme for June 2014

1. Annotations and abbreviations

Annotation in scoris	Meaning
BP	Blank Page – this annotation must be used on all blank pages within an answer booklet (structured or unstructured) and on each page of an additional object where there is no candidate response.
✓ and *	
BOD	Benefit of doubt
FT	Follow through
ISW	Ignore subsequent working
M0, M1	Method mark awarded 0, 1
A0, A1	Accuracy mark awarded 0, 1
B0, B1	Independent mark awarded 0, 1
SC	Special case
^	Omission sign
MR	Misread
Highlighting	
Other abbreviations in mark scheme	Meaning
E1	Mark for explaining
U1	Mark for correct units
G1	Mark for a correct feature on a graph
M1 dep*	Method mark dependent on a previous mark, indicated by *
cao	Correct answer only
oe	Or equivalent
rot	Rounded or truncated
soi	Seen or implied
www	Without wrong working

2. Subject-specific Marking Instructions for GCE Mathematics (MEI) Statistics strand

- a Annotations should be used whenever appropriate during your marking.

The A, M and B annotations must be used on your standardisation scripts for responses that are not awarded either 0 or full marks. It is vital that you annotate standardisation scripts fully to show how the marks have been awarded.

For subsequent marking you must make it clear how you have arrived at the mark you have awarded.

- b An element of professional judgement is required in the marking of any written paper. Remember that the mark scheme is designed to assist in marking incorrect solutions. Correct *solutions* leading to correct answers are awarded full marks but work must not be judged on the answer alone, and answers that are given in the question, especially, must be validly obtained; key steps in the working must always be looked at and anything unfamiliar must be investigated thoroughly.

Correct but unfamiliar or unexpected methods are often signalled by a correct result following an *apparently* incorrect method. Such work must be carefully assessed. When a candidate adopts a method which does not correspond to the mark scheme, award marks according to the spirit of the basic scheme; if you are in any doubt whatsoever (especially if several marks or candidates are involved) you should contact your Team Leader.

- c The following types of marks are available.

M

A suitable method has been selected and *applied* in a manner which shows that the method is essentially understood. Method marks are not usually lost for numerical errors, algebraic slips or errors in units. However, it is not usually sufficient for a candidate just to indicate an intention of using some method or just to quote a formula; the formula or idea must be applied to the specific problem in hand, eg by substituting the relevant quantities into the formula. In some cases the nature of the errors allowed for the award of an M mark may be specified.

A

Accuracy mark, awarded for a correct answer or intermediate step correctly obtained. Accuracy marks cannot be given unless the associated Method mark is earned (or implied). Therefore M0 A1 cannot ever be awarded.

B

Mark for a correct result or statement independent of Method marks.

E

A given result is to be established or a result has to be explained. This usually requires more working or explanation than the establishment of an unknown result.

Unless otherwise indicated, marks once gained cannot subsequently be lost, eg wrong working following a correct form of answer is ignored. Sometimes this is reinforced in the mark scheme by the abbreviation *isw*. However, this would not apply to a case where a candidate passes through the correct answer as part of a wrong argument.

- d When a part of a question has two or more 'method' steps, the M marks are in principle independent unless the scheme specifically says otherwise; and similarly where there are several B marks allocated. (The notation 'dep *' is used to indicate that a particular mark is dependent on an earlier, asterisked, mark in the scheme.) Of course, in practice it may happen that when a candidate has once gone wrong in a part of a question, the work from there on is worthless so that no more marks can sensibly be given. On the other hand, when two or more steps are successfully run together by the candidate, the earlier marks are implied and full credit must be given.
- e The abbreviation *ft* implies that the A or B mark indicated is allowed for work correctly following on from previously incorrect results. Otherwise, A and B marks are given for correct work only — differences in notation are of course permitted. A (accuracy) marks are not given for answers obtained from incorrect working. When A or B marks are awarded for work at an intermediate stage of a solution, there may be various alternatives that are equally acceptable. In such cases, exactly what is acceptable will be detailed in the mark scheme rationale. If this is not the case please consult your Team Leader.

Sometimes the answer to one part of a question is used in a later part of the same question. In this case, A marks will often be 'follow through'. In such cases you must ensure that you refer back to the answer of the previous part question even if this is not shown within the image zone. You may find it easier to mark follow through questions candidate-by-candidate rather than question-by-question.

- f Wrong or missing units in an answer should not lead to the loss of a mark unless the scheme specifically indicates otherwise.

Candidates are expected to give numerical answers to an appropriate degree of accuracy. 3 significant figures may often be the norm for this, but this always needs to be considered in the context of the problem in hand. For example, in quoting probabilities from Normal tables, we generally expect *some* evidence of interpolation and so quotation to 4 decimal places will often be appropriate. But even this does not always apply – quotations of the standard critical points for significance tests such as 1.96, 1.645, 2.576 (maybe even 2.58 – but not 2.57) will commonly suffice, especially if the calculated value of a test statistic is nowhere near any of these values. Sensible discretion *must* be exercised in such cases.

Discretion must also be exercised in the case of small variations in the degree of accuracy to which an answer is given. For example, if 3 significant figures are expected (either because of an explicit instruction or because the general context of a problem demands it) but only 2 are given, loss of an accuracy ("A") mark is likely to be appropriate; but if 4 significant figures are given, this should not normally be penalised. Likewise, answers which are slightly deviant from what is expected in a very minor manner (for example a Normal probability

given, after an attempt at interpolation, as 0.6418 whereas 0.6417 was expected) should not be penalised. However, answers which are *grossly* over- or under-specified should normally result in the loss of a mark. This includes cases such as, for example, insistence that the value of a test statistic is (say) 2.128888446667 merely because that is the value that happened to come off the candidate's calculator. Note that this applies to answers that are given as final stages of calculations; intermediate working should usually be carried out, and quoted, to a greater degree of accuracy to avoid the danger of premature approximation.

The situation regarding any particular cases where the accuracy of the answer may be a marking issue should be detailed in the mark scheme rationale. If in doubt, contact your Team Leader.

g Rules for replaced work

If a candidate attempts a question more than once, and indicates which attempt he/she wishes to be marked, then examiners should do as the candidate requests.

If there are two or more attempts at a question which have not been crossed out, examiners should mark what appears to be the last (complete) attempt and ignore the others.

NB Follow these maths-specific instructions rather than those in the assessor handbook.

h Genuine misreading (of numbers or symbols, occasionally even of text) occurs. If this results in the object and/or difficulty of the question being considerably changed, it is likely that all the marks for that question, or section of the question, will be lost. However, misreads are often such that the object and/or difficulty remain substantially unaltered; these cases are considered below.

The simple rule is that *all* method ("M") marks [and of course all independent ("B") marks] remain accessible but at least some accuracy ("A") marks do not. It is difficult to legislate in an overall sense beyond this global statement because misreads, even when the object and/or difficulty remains unchanged, can vary greatly in their effects. For example, a misread of 1.02 as 10.2 (perhaps as a quoted value of a sample mean) may well be catastrophic; whereas a misread of 1.6748 as 1.6746 may have so slight an effect as to be almost unnoticeable in the candidate's work.

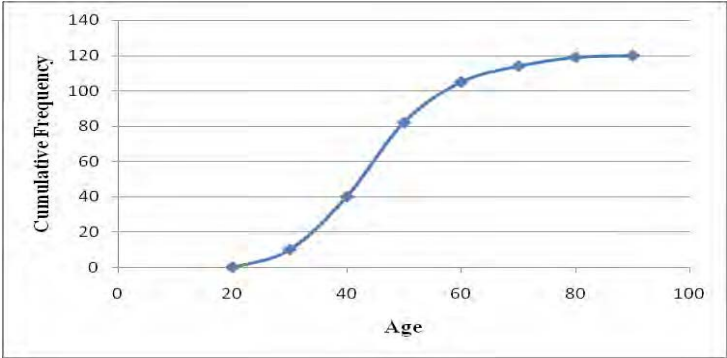
A misread should normally attract *some* penalty, though this would often be only 1 mark and should rarely if ever be more than 2. Commonly in sections of questions where there is a numerical answer either at the end of the section or to be obtained and commented on (eg the value of a test statistic), this answer will have an "A" mark that may actually be designated as "cao" [correct answer only]. This should be interpreted *strictly* – if the misread has led to failure to obtain this value, then this "A" mark must be withheld even if all method marks have been earned. It will also often be the case that such a mark is implicitly "cao" even if not explicitly designated as such.

On the other hand, we commonly allow "fresh starts" within a question or part of question. For example, a follow-through of the candidate's value of a test statistic is generally allowed (and often explicitly stated as such within the marking scheme), so that the candidate may exhibit knowledge of how to compare it with a critical value and draw conclusions. Such "fresh starts" are not affected by any earlier misreads.

A misread may be of a symbol rather than a number – for example, an algebraic symbol in a mathematical expression. Such misreads are more likely to bring about a considerable change in the object and/or difficulty of the question; but, if they do not, they should be treated as far as possible in the same way as numerical misreads, *mutatis mutandis*. This also applied to misreads of text, which are fairly rare but can cause major problems in fair marking.

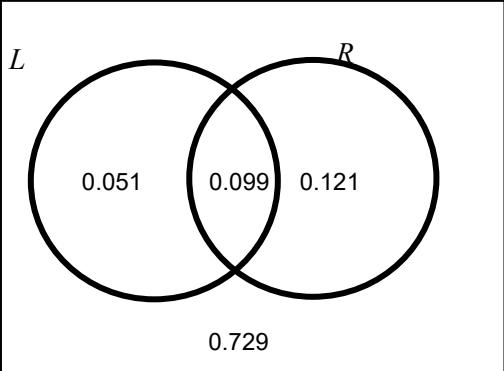
The situation regarding any particular cases that arise while you are marking for which you feel you need detailed guidance should be discussed with your Team Leader.

Note that a miscopy of the candidate's own working is not a misread but an accuracy error.

Question	Answer	Marks	Guidance																		
1 (i)	<table border="1" data-bbox="360 220 1155 304"> <tr> <td>Upper Bound</td> <td>20</td> <td>30</td> <td>40</td> <td>50</td> <td>60</td> <td>70</td> <td>80</td> <td>90</td> </tr> <tr> <td>Cumulative Freq</td> <td>0</td> <td>10</td> <td>40</td> <td>82</td> <td>105</td> <td>114</td> <td>119</td> <td>120</td> </tr> </table> 	Upper Bound	20	30	40	50	60	70	80	90	Cumulative Freq	0	10	40	82	105	114	119	120	<p>B1</p> <p>G1</p> <p>G1</p> <p>G1</p> <p>G1</p> <p>[5]</p>	<p>Cumulative frequencies All correct</p> <p>For plotted points (Provided plotted at correct UCB positions)</p> <p>For joining points (within ½ a square)</p> <p>For scales</p> <p>For labels</p> <p>All marks dep on good attempt at cumulative frequency, but not cumulative fx's or other spurious values.</p> <p>Plotted within ½ small square If cf not given then allow G1 for good attempt at cf. e.g. if they have 0,10,40,72,95,104,109,110</p>
Upper Bound	20	30	40	50	60	70	80	90													
Cumulative Freq	0	10	40	82	105	114	119	120													

Question	Answer	Marks	Guidance
<p>1 (ii)</p>	<p>Median = 45</p> <p>Q1 = 37 Q3 = 53</p> <p>Inter-quartile range = $53 - 37 = 16$</p>	<p>B1</p> <p>B1</p> <p>B1</p> <p>[3]</p>	<p>Allow answers between 44 and 46 without checking curve. Otherwise check curve. No marks if not using diagram.</p> <p>Based on 60th value fit their curve (not LCB's) Allow 40 for m.p. plot without checking graph B0 for interpolation If max value wrong (eg 110) FT their max value for all 3 marks</p> <p>For Q3 or Q1 Allow Q1 between 37 and 38 without checking Allow Q3 between 52 and 54 without checking</p> <p>Based on 30th and 90th values fit their curve (not LCB's) Allow Q1 = 32; Q3 = 48 without checking graph B0 for interpolation B2 for correct IQR from graph if quartiles not stated but indicated on graph</p> <p>For IQR providing both Q1 and Q3 are correct Allow from mid-point plot Must be good attempt at cumulative frequency in part (i) to score any marks here Lines of best fit: B0 B0 B0 here. Also cumulative frequency bars: B0 B0 B0 here</p>
<p>2 (i)</p>	<pre> graph LR A[0.2] --> A1[Accept] A --> B[0.3] A --> C[0.5] B --> B1[0.2] B --> B2[0.3] B --> B3[0.5] B2 --> B2_1[0.4] B2 --> B2_2[0.6] B2_1 --> B2_1_1[Accept] B2_2 --> B2_2_1[Reject] </pre>		<p>Alternative version of tree diagram for Q2(i)</p>

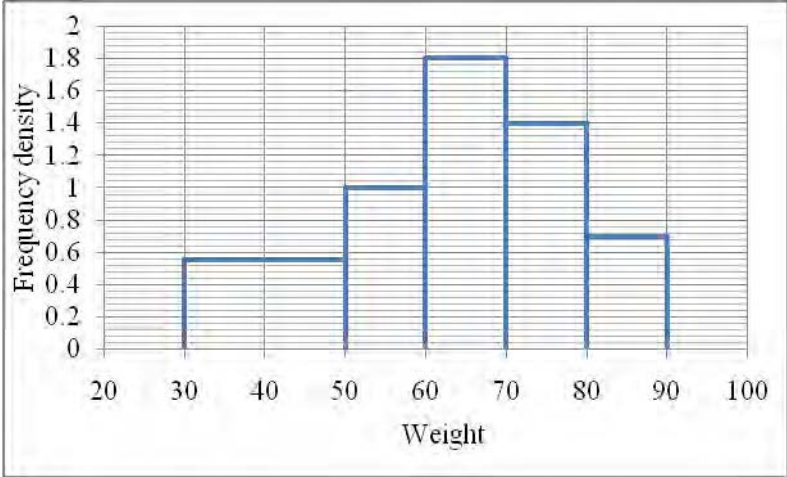
Question		Answer	Marks	Guidance
2	(i)		<p>G1 G1</p> <p>G1</p> <p>[3]</p>	<p>Do a vertical scan and give:</p> <p>First column Second column</p> <p>Final column</p> <p>Do not award if first two branches missing Branches two and three should come out of 'retest'</p> <p>Allow labels such as A, R, F(Fail) etc All probabilities correct All probabilities correct</p> <p>All probabilities correct</p> <p>If any labels missing or incorrect allow max 2/3 Do not allow misreads here as all FT (eg 0.3 and 0.5 reversed)</p>
2	(ii)	$P(\text{Accepted}) = 0.2 + (0.3 \times 0.2) + (0.3 \times 0.3 \times 0.4)$ $= 0.2 + 0.06 + 0.036 = 0.296$	<p>M1</p> <p>A1</p> <p>[2]</p>	<p>For second or third product</p> <p>CAO</p> <p>FT their tree provided correct numbers of terms and correct structure of 3, 3, 2 branches. Allow 37/125 oe</p>
2	(iii)	$P(\text{At least one retest given accepted})$ $= \frac{P(\text{At least one retest and accepted})}{P(\text{Accepted})}$ $= \frac{0.3 \times 0.2 + 0.3 \times 0.3 \times 0.4}{0.296} = \frac{0.096}{0.296}$ $= 0.324$	<p>M1</p> <p>M1</p> <p>A1</p> <p>[3]</p>	<p>For numerator</p> <p>For denominator</p> <p>FT their 0.296 and 0.096 Allow 0.32 with working</p> <p>FT their tree provided correct numbers of terms and correct structure of 3, 3, 2 branches. for both M1's Both must be part of a fraction Allow 12/125 oe</p> <p>Allow 12/37 oe</p>

Question		Answer	Marks	Guidance
3	(i)	Because $P(L R) \neq P(L)$	E1 [1]	If two or more methods given and only one correct, do not award the mark Allow $0.45 \neq 0.15$ Either $P(L \cap R) (= 0.099) \neq P(L) \times P(R)$, provided 0.099 in (ii) or $0.099 \neq 0.15 \times 0.22 (= 0.033)$ Look out for complement methods, etc
3	(ii)	$P(L \cap R) = P(L R) \times P(R) = 0.45 \times 0.22 = 0.099$	M1 A1 [2]	For product CAO Allow if done correctly in part(i) Allow 99/1000
3	(iii)	 <p>A Venn diagram with two overlapping circles, L and R. The left circle is labeled L and contains the value 0.051. The right circle is labeled R and contains the value 0.121. The intersection of the two circles contains the value 0.099. Below the circles, the value 0.250 is written, representing the total probability of the union. Below that, the value 0.729 is written, representing the probability of the complement of the union.</p>	G1 G1 G1 [3]	<p>For two labelled intersecting circles, provided no incorrect labelling.</p> <p>For at least 2 correct probabilities. FT their $P(L \cap R)$ from part (ii) provided ≤ 0.15</p> <p>For remaining probabilities. FT their $P(L \cap R)$ providing probabilities between 0 and 1.</p> <p>Condone labels such as $P(L)$ etc Allow other shapes in place of circles No need for 'box' FT from 0.033 in (ii) gives 0.117, 0.033, 0.187, 0.663 In general $0.15 - x$, x, $0.22 - x$, $0.63 + x$ May also see 0.0825, 0.0675, 0.1525, 0.6975</p>

Question		Answer	Marks	Guidance
4	(i)	$P(\text{All four are girls}) = \frac{16}{30} \times \frac{15}{29} \times \frac{14}{28} \times \frac{13}{27}$ $= 0.0664$	<p>M1 For $\frac{16}{30} \times$</p> <p>M1 For product of other three correct fractions Without extra terms</p> <p>CAO</p> <p>A1 Allow 0.066 with working but not 0.07</p> <p>[3]</p>	<p>OR</p> $\binom{16}{4} / \binom{30}{4} = \frac{1820}{27405} = \frac{52}{783} = 0.0664$ <p>M1 for either term in correct position in a fraction M1 for correct fraction A1 CAO Allow full marks for unsimplified fractional answers</p> <p>SC2 for</p> $\frac{14}{30} \times \frac{13}{29} \times \frac{12}{28} \times \frac{11}{27} = 0.0365$ <p>SC2 for $\binom{14}{4} / \binom{30}{4} = \frac{143}{3915} = 0.0365$</p>

Question	Answer	Marks	Guidance
<p>4 (ii)</p>	<p> $P(\text{All four are boys}) = \frac{14}{30} \times \frac{13}{29} \times \frac{12}{28} \times \frac{11}{27} = 0.0365$ $P(\text{At least one girl and at least one boy})$ $= 1 - (0.0664 + 0.0365)$ $= 0.897$ </p>	<p>M1</p> <p>M1</p> <p>A1</p> <p>[3]</p>	<p>For P(All four are boys) Without extra terms</p> <p>For $1 - (0.0664 + 0.0365)$ FT their 'sensible' probabilities CAO</p> <p>Allow answer 0.8975 from use of 0.066</p> <p>OR $\binom{14}{4} / \binom{30}{4} = \frac{143}{3915} = 0.0365$</p> <p>M1 for this then as per scheme.</p> <p>NB Watch for $(1 - 0.0365) \times (1 - 0.0664) = 0.9635 \times 0.9336 = 0.8995$ Gets just M1 for 0.0365 Accept 0.90 work working, but not 0.9</p>
	<p>OR</p> <p> $P(3b,1g) + P(2b,2g) + P(1b,3g)$ $= \left(4 \times \frac{14}{30} \times \frac{13}{29} \times \frac{12}{28} \times \frac{16}{27}\right) + \left(6 \times \frac{14}{30} \times \frac{13}{29} \times \frac{16}{28} \times \frac{15}{27}\right) +$ $\left(4 \times \frac{14}{30} \times \frac{16}{29} \times \frac{15}{28} \times \frac{14}{27}\right) = 4 \times \frac{208}{3915} + 6 \times \frac{52}{783} + 4 \times \frac{56}{783}$ $= 4 \times 0.0531 + 6 \times 0.0664 + 4 \times 0.0715$ $= 0.2125 + 0.3985 + 0.2861$ $= 0.897 = \left(\frac{3512}{3915}\right)$ </p>	<p>M1</p> <p>M1</p> <p>A1</p> <p>[3]</p>	<p>For any one product, even if coefficient missing</p> <p>For sum of all three (all correct)</p> <p>CAO</p> <p>Or ${}^{14}C_3 \times {}^{16}C_1 / {}^{30}C_4 + {}^{14}C_2 \times {}^{16}C_2 / {}^{30}C_4 + {}^{14}C_1 \times {}^{16}C_3 / {}^{30}C_4$ $= 0.2125 + 0.3985 + 0.2861$ $= 0.897$</p> <p>M1 for any one term</p> <p>M1 for sum of all three (all correct)</p> <p>A1 CAO</p>

Question		Answer	Marks	Guidance												
5	(i)	$k + 0.01 + k + 0.04 + k + 0.09 + k + 0.16 + k + 0.25 = 1$ $5k + 0.55 = 1$ $k = 0.09$	M1	For equation in k	Allow substitution of $k = 0.09$ to show probabilities add to 1 with convincing working Must tabulate probabilities, though may be seen in part(ii)											
		<table border="1"> <tr> <td>r</td> <td>1</td> <td>2</td> <td>3</td> <td>4</td> <td>5</td> </tr> <tr> <td>$P(X=r)$</td> <td>0.1</td> <td>0.13</td> <td>0.18</td> <td>0.25</td> <td>0.34</td> </tr> </table>	r	1		2	3	4	5	$P(X=r)$	0.1	0.13	0.18	0.25	0.34	A1
r	1	2	3	4	5											
$P(X=r)$	0.1	0.13	0.18	0.25	0.34											
			[3]													
5	(ii)	$E(X) = (1 \times 0.1) + (2 \times 0.13) + (3 \times 0.18) + (4 \times 0.25) + (5 \times 0.34)$ $= 3.6$ $E(X^2) =$ $(1 \times 0.1) + (4 \times 0.13) + (9 \times 0.18) + (16 \times 0.25) + (25 \times 0.34) = 14.74$ $\text{Var}(X) = 14.74 - 3.6^2$ $= 1.78$	M1	For $\sum rp$ (at least 3 terms correct Provided 5 reasonable probabilities seen.	If probs wrong but sum = 1 allow max M1A0M1M1A1. If sum $\neq 1$ allow max M1A0M1M0A0 (provided all probabilities ≥ 0 and < 1) No marks if all probs = 0.2 . Use of $E(X-\mu)^2$ gets M1 for attempt at $(x-\mu)^2$ should see $(-2.6)^2, (-1.6)^2, (-0.6)^2, 0.4^2, 1.4^2$, (if $E(X)$ wrong FT their $E(X)$) (all 5 correct for M1), then M1 for $\sum p(x-\mu)^2$ (at least 3 terms correct with their probabilities) Division by 5 or other spurious value at end and/or rooting final answer gives max M1A1M1M1A0, or M1A0M1M1A0 if $E(X)$ also divided by 5. Unsupported correct answers get 5 marks (Probably from calculator)											
			A1	CAO		M1*	For $\sum r^2p$ (at least 3 terms correct)									
			M1*	for – their $(E[X])^2$												
			M1* dep	FT their $E(X)$ provided $\text{Var}(X) > 0$												
			A1	CAO												
			[5]													

Question	Answer	Marks	Guidance																								
6 (i)	<table border="1" data-bbox="360 217 1167 464"> <thead> <tr> <th>Weight</th> <th>Frequency</th> <th>Group Width</th> <th>Frequency density</th> </tr> </thead> <tbody> <tr> <td>$30 \leq w < 50$</td> <td>11</td> <td>20</td> <td>0.55</td> </tr> <tr> <td>$50 \leq w < 60$</td> <td>10</td> <td>10</td> <td>1</td> </tr> <tr> <td>$60 \leq w < 70$</td> <td>18</td> <td>10</td> <td>1.8</td> </tr> <tr> <td>$70 \leq w < 80$</td> <td>14</td> <td>10</td> <td>1.4</td> </tr> <tr> <td>$80 \leq w < 90$</td> <td>7</td> <td>10</td> <td>0.7</td> </tr> </tbody> </table> 	Weight	Frequency	Group Width	Frequency density	$30 \leq w < 50$	11	20	0.55	$50 \leq w < 60$	10	10	1	$60 \leq w < 70$	18	10	1.8	$70 \leq w < 80$	14	10	1.4	$80 \leq w < 90$	7	10	0.7	<p data-bbox="1238 300 1283 331">M1</p> <p data-bbox="1238 456 1283 488">A1</p> <p data-bbox="1238 743 1283 775">G1</p> <p data-bbox="1238 1238 1283 1270">G1</p>	<p data-bbox="1693 185 2092 451">M1 can be also be gained from freq per 10 – 5.5, 10, 18, 14, 7 (at least 3 correct) or similar. If fd not explicitly given, M1 A1 can be gained from all heights correct (within half a square) on histogram (and M1A0 if at least 3 correct)</p> <p data-bbox="1693 491 2092 655">Linear scale and label on vertical axis IN RELATION to first M1 mark ie fd or frequency density or if relevant freq/10, etc (NOT eg fd/10).</p> <p data-bbox="1693 695 2092 823">However allow scale given as $fd \times 10$, or similar. Accept f/w or f/cw (freq/width or freq/class width)</p> <p data-bbox="1693 863 1962 895">Ignore horizontal label</p> <p data-bbox="1693 935 2018 999">Can also be gained from an accurate key</p> <p data-bbox="1693 1038 2092 1158">G0 if correct label but not fd's. Must be drawn at 30, 50 etc NOT 29.5 or 30.5 etc NO GAPS ALLOWED</p> <p data-bbox="1693 1166 2092 1431">Must have linear scale. No inequality labels on their own such as $30 \leq W < 50$, $50 \leq W < 60$ etc but allow if 30, 50, 60 etc occur at the correct boundary position. See additional notes. Allow this mark even if not using fd's</p> <p data-bbox="1335 248 1659 352">For fd's - at least 3 correct Accept any suitable unit for fd such as eg freq per 10g.</p> <p data-bbox="1335 655 1637 719">linear scales on both axes and labels</p> <p data-bbox="1335 759 1659 887">Vertical scale starting from zero (not broken - but can get final mark for heights if broken)</p> <p data-bbox="1335 1238 1491 1270">width of bars</p>
Weight	Frequency	Group Width	Frequency density																								
$30 \leq w < 50$	11	20	0.55																								
$50 \leq w < 60$	10	10	1																								
$60 \leq w < 70$	18	10	1.8																								
$70 \leq w < 80$	14	10	1.4																								
$80 \leq w < 90$	7	10	0.7																								

Question			Answer	Marks	Guidance	
				G1	height of bars	<p>Height of bars – must be linear vertical scale. FT of heights dep on at least 3 heights correct and all must agree with their fds</p> <p>If fds not given and at least 3 heights correct then max M1A0G1G1G0</p> <p>Allow restart with correct heights if given fd wrong (for last three marks only)</p>
				[5]		

Question	Answer	Marks	Guidance
6 (ii)	<p>Mean =</p> $\frac{(40 \times 11) + (55 \times 10) + (65 \times 18) + (75 \times 14) + (85 \times 7)}{60} = \frac{3805}{60}$ <p>= 63.4 (or 63.42)</p> $\Sigma x^2 f = (40^2 \times 11) + (55^2 \times 10) + (65^2 \times 18) + (75^2 \times 14) + (85^2 \times 7)$ $= 253225$ $S_{xx} = 253225 - \frac{3805^2}{60} = 11924.6$ $s = \sqrt{\frac{11924.6}{59}} = \sqrt{202.11} = 14.2$	<p>M1</p> <p>A1</p> <p>M1</p> <p>A1</p> <p>[4]</p>	<p>For midpoints Products are 440, 550, 1170, 1050, 595</p> <p>CAO (exact answer 63.41666...)</p> <p>For attempt at S_{xx} Should include sum of at least 3 correct multiples $fx^2 - \Sigma x^2/n$</p> <p>At least 1dp required Use of mean 63.4 leading to answer of 14.29199.. with $S_{xx} = 12051.4$ gets full credit.</p> <p>63.42 leads to 14.2014... Do not FT their incorrect mean (exact answer 14.2166...)</p> <p>For midpoints (at least 3 correct) No marks for mean or sd unless using midpoints</p> <p>Answer must NOT be left as improper fraction as this is an estimate Accept correct answers for mean and sd from calculator even if eg wrong S_{xx} given</p> <p>Allow M1 for anything which rounds to 11900</p> <p>Allow SC1 for RMSD 14.1 (14.0976...) from calculator.</p> <p>Only penalise once in part (ii) for over specification, even if mean and standard deviation both over specified.</p> <p>If using $(x - \bar{x})^2$ method, B2 if 14.2 or better (14.3 if use of 63.4), otherwise B0</p>

Question		Answer	Marks	Guidance	
6	(iii)	$\bar{x} - 2s = 63.4 - (2 \times 14.2) = 35$ $\bar{x} + 2s = 63.4 + (2 \times 14.2) = 91.8$ <p>So there are probably some outliers at the lower end, but none at the upper end</p>	<p>M1</p> <p>A1</p> <p>E1</p> <p>[3]</p>	<p>For either</p> <p>No marks in (iii) unless using $\bar{x} + 2s$ or $\bar{x} - 2s$</p> <p>For both (FT)</p> <p>Must include an element of doubt and must mention both ends</p>	<p>Only follow through numerical values, not variables such as s, so if a candidate does not find s but then writes here 'limit is $63.4 + 2 \times$ standard deviation', do NOT award M1</p> <p>Do not penalise for over-specification</p> <p>Must have correct limits to get this mark</p>
6	(iv)	$\text{Mean} = \frac{3624.5}{50} = 72.5\text{g (or exact answer 72.49g)}$ $S_{xx} = 265416 - \frac{3624.5^2}{50} = 2676$ $s = \sqrt{\frac{2676}{49}} = \sqrt{54.61} = 7.39\text{g}$	<p>B1</p> <p>M1</p> <p>A1</p> <p>[3]</p>	<p>CAO Ignore units</p> <p>For S_{xx}</p> <p>CAO ignore units Allow 7.4 but NOT 7.3 (unless RMSD with working)</p>	<p>M1 for $265416 - 50 \times$ their mean² BUT NOTE M0 if their $S_{xx} < 0$</p> <p>For s^2 of 54.6 (or better) allow M1A0 with or without working.</p> <p>For RMSD of 7.3 (or better) allow M1A0 provided working seen</p> <p>For RMSD² of 53.5 (or better) allow M1A0 provided working seen</p>

Question		Answer	Marks	Guidance
6	(v)	Variety A have lower average than Variety B oe	E1	FT their means Do not condone lower central tendency or lower mean
		Variety A have higher variation than Variety B oe	E1	FT their sd
			[2]	Allow 'on the whole' or similar in place of 'average'. Allow 'more spread' or similar but not 'higher range' or 'higher variance' Condone less consistent.
7	(i)	(A)	M1	For $0.85^{12} \times 0.15^3$
			M1	For $\binom{15}{12} \times p^{12} \times q^3$
			A1	CAO
			[3]	
			OR	OR
			M2	For $0.3958 - 0.1773$
			A1	CAO
			[3]	
7	(i)	(B)	M1	For $P(X \leq 11)$ or $P(\leq 11)$ (With no extras) CAO (as final answer) May see alternative method: $0.3958 - 0.2185 = 0.1773$ $0.3958 -$ their wrong answer to part (i) scores M1A0
			A1	
			[2]	

Question		Answer	Marks	Guidance	
7	(ii)	<p>Let p = probability of a seed germinating (for the population)</p> <p>$H_0: p = 0.85$</p> <p>$H_1: p < 0.85$</p> <p>H_1 has this form because the test is to investigate whether the proportion of seeds which germinate is lower.</p>	<p>B1</p> <p>B1</p> <p>B1</p> <p>E1</p> <p>[4]</p>	<p>For definition of p</p> <p>For H_0</p> <p>For H_1</p> <p>Dep on < 0.85 used in H_1</p> <p>Do not allow just 'Germination rate will be lower' or similar.</p>	<p>See below for additional notes</p> <p>For use of 0.15 as P(not germinating), contact team leader</p> <p>E0 for simply stating H_1 in words</p>
7	(iii)	<p>Let $X \sim B(20, 0.85)$</p> <p>$P(X \leq 13) = 0.0219$</p> <p>$0.0219 > 1\%$</p> <p>So not enough evidence to reject H_0.</p> <p>Not significant.</p> <p>Conclude that there is not enough evidence to indicate that the proportion of seeds which have germinated has decreased.</p>	<p>M1*</p> <p>M1*</p> <p>dep</p> <p>A1*</p> <p>E1*</p> <p>dep</p>	<p>For probability (provided not as part of finding $P(X = 13)$) Ignore notation</p> <p>For comparison</p> <p>For not significant oe</p> <p>For conclusion in context</p> <p>Must mention decrease, not just change</p>	<p>No further marks if point probs used - $P(X = 13) = 0.0160$</p> <p>DO NOT FT wrong H_1, but see extra notes</p> <p>Allow 'accept H_0' or 'reject H_1'</p> <p>Must include 'sufficient evidence' or something similar such as 'to suggest that' ie an element of doubt either in the A or E mark.</p>
		<p>ALTERNATIVE METHOD – follow method above unless some mention of CR seen</p> <p>Critical region method</p>			<p>No marks if CR not justified</p> <p>Condone $\{0,1,2,\dots, 12\}$, $X \leq 12$, oe but not $P(X \leq 12)$ etc</p>
		<p>LOWER TAIL</p> <p>$P(X \leq 13) = 0.0219 > 1\%$</p> <p>$P(X \leq 12) = 0.0059 < 1\%$</p> <p>So critical region is $\{0,1,2,3,4,5,6,7,8,9,10,11,12\}$</p> <p>13 not in CR so not significant</p> <p>There is insufficient evidence to indicate that the proportion of seeds which have germinated has decreased.</p>	<p>M1</p> <p>A1</p> <p>A1*</p> <p>E1*</p> <p>dep</p> <p>[4]</p>	<p>For either probability</p> <p>cao dep on at least one correct comparison with 1%</p>	<p>Could get M1A0A1E1 if poor notation for CR</p> <p>Do not allow just '13 not in CR'</p> <p>- Must say 'not significant' or accept H_0 or similar</p>

Question		Answer	Marks	Guidance	
7	(iv)	<p>$33 < 35$</p> <p>So there is sufficient evidence to reject H_0</p> <p>Conclude that there is enough evidence to indicate that the proportion of seeds which have germinated has decreased.</p>	<p>M1</p> <p>A1*</p> <p>E1* dep</p> <p>[3]</p>	<p>For comparison</p> <p>For conclusion in context</p> <p>Must mention decrease, not just change</p>	<p>Allow '33 lies in the CR' Must include 'sufficient evidence' or something similar such as 'to suggest that' ie an element of doubt either in the A or E mark.</p> <p>Do not FT wrong H_1: In part (iv) ignore any interchanged H_0 and H_1 seen in part (ii)</p> <p>If use a calculator to find $P(X \leq 33) = 0.000661$ and compare with 1% then B2 for $P(X \leq 33) = 0.000661 < 0.01$ so reject H_0 then final E1 as per scheme.</p>
7	(v)	<p>For $n = 3$, $P(X \leq 0) = 0.0034 < 0.01$ For $n = 2$, $P(X \leq 0) = 0.0225 > 0.01$</p> <p>So the least value of n for which the critical region is not empty and thus H_0 could be rejected is 3.</p> <p>ALTERNATIVE METHOD using logs $0.15^n < 0.01$ $n > \log 0.01 / \log 0.15$ $n > 2.427$ Least $n = 3$</p>	<p>M1</p> <p>M1</p> <p>A1</p> <p>M1</p> <p>M1</p> <p>A1</p> <p>[3]</p>	<p>For $P(X \leq 0) = 0.0034$ For $P(X \leq 0) = 0.0225$</p> <p>CAO</p>	<p>Allow 0.003</p> <p>Condone just '$n = 3$' for final A mark dep on both M marks</p> <p>If wrong H_1 allow max M2A0 if correct probabilities seen.</p>